






PROJECT	TYPE NO.	DATE

DOWNLIGHT

EROS-323

-  IP65
- 
- 
-  ø140mm
-  WHITE

- TRIM**
Aluminium Die-Cast
Electrostatically applied Powder Coat
- FRAME**
Steel
- HEAT SINK**
Aluminium Anodised Coating
- REFLECTOR**
Aluminium Anodised Specular Silver
- LED MODULE**
Cree
- DRIVER**
Remote Philips
- INPUT VOLTAGE**
220V-240V AC/50Hz-60Hz
- OPERATING TEMPERATURE RANGE**
-20°C to +40°C
- MAINTENANCE OF LUMEN**
L70 50,000 hours at 25°C
- DRIVER LIFETIME**
50,000 hours
- SYSTEM WARRANTY**
5 years



MODEL	LED	LUM. LUMENS*	SYS. POWER*	CRI	CCT	BEAM ANGLE	DIMENSIONS
ERS-323	CREE	2300lm	28W	≥80	3000K	30°, 45°, 55°	ø150 x 132mm
		2400lm			4000K		
ERS-323	CREE	3100lm	35W	≥80	3000K	30°, 45°, 55°	ø150 x 132mm
		3200lm			4000K		

