






PROJECT	TYPE NO.	DATE

LINEAR DOWNLIGHT

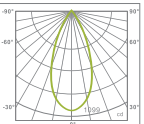
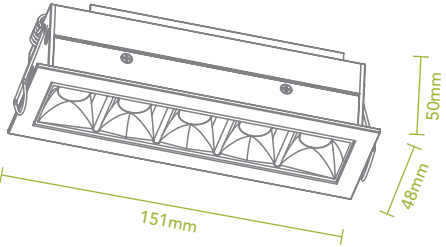
BLZ-505

-  IP20
-  F
CE
- 
-  143x40mm
-  WHITE

- TRIM**
Electrostatically applied Steel Powder Coat
- HEAT SINK**
Electrostatically applied Aluminium Powder Coat
- REFLECTOR**
PC
- LED MODULE**
Cree, Osram
- DRIVER**
Inetgrated Philips, Osram, Tridonic
- DIMMING OPTIONS**
DALI, Touch Dim, DSI or 1V-10V
- INPUT VOLTAGE**
220V-240V AC/50Hz-60Hz
- OPERATING TEMPERATURE RANGE**
-20°C to +40°C
- MAINTENANCE OF LUMEN**
L70 50,000 hours at 25°C
- DRIVER LIFETIME**
50,000 hours
- SYSTEM WARRANTY**
5 years



MODEL	LED	LUM LUMENS*	SYS. POWER*	CRI	CCT	BEAM ANGLE	DIMENSIONS
BLZ-505	CREE	500lm	8W	≥80	3000K	15°, 30°, 45°	151 x 48 x 50mm

PHOTOMETRIC DATA	SECTION SIZE												
<p>CREE COB 28W - 45°</p> <table border="1" style="display: inline-table; margin-right: 20px;"> <thead> <tr> <th>H [m]</th> <th>Max [lux]</th> <th>Ø [mm]</th> </tr> </thead> <tbody> <tr> <td>1</td> <td>962</td> <td>810</td> </tr> <tr> <td>2</td> <td>240</td> <td>1630</td> </tr> <tr> <td>3</td> <td>107</td> <td>2440</td> </tr> </tbody> </table> 	H [m]	Max [lux]	Ø [mm]	1	962	810	2	240	1630	3	107	2440	
H [m]	Max [lux]	Ø [mm]											
1	962	810											
2	240	1630											
3	107	2440											