






PROJECT	TYPE NO.	DATE

DOWNLIGHT

EROS-321

-  IP65
- 
- 
-  ø85mm
- 

- TRIM**
Aluminum Die-Cast
Electrostatically applied Powder Coat
- FRAME**
Steel
- HEAT SINK**
Aluminum Anodised Coating
- REFLECTOR**
Aluminum Anodised Specular Silver
- LED MODULE**
Cree
- DRIVER**
Remote Philips
- DIMMING OPTIONS**
DALI, Phase Cut, 1V-10V, Touch Dim
- INPUT VOLTAGE**
220V-240V AC/50Hz-60Hz
- OPERATING TEMPERATURE RANGE** -20°C to +40°C
- MAINTENANCE OF LUMEN**
L70 50,000 hours at 25°C
- DRIVER LIFETIME**
50,000 hours
- SYSTEM WARRANTY**
5 years



MODEL	LED	LUM. LUMENS*	SYS. POWER*	CRI	CCT	BEAM ANGLE	DIMENSIONS
ERS-321	CREE	700lm	8W	≥80	3000K	25°, 30°, 45°	ø95 x 98mm
		730lm			4000K		
ERS-321	CREE	1200lm	14W	≥80	3000K	25°, 30°, 45°	ø95 x 98mm
		1250lm			4000K		

