

PROJECT	TYPE NO.	DATE

## SUSPENDED DOWNLIGHT

# TAURUS-105X



IP20



CE



BLACK



GREY



WHITE

### HOUSING

Aluminium Electrostatically applied Powder Coat

### MOUNTING RING

Aluminium Die-Cast  
Electrostatically applied Powder Coat

### HEAT SINK

Aluminium Anodised Coating

### REFLECTOR

Aluminium Anodised Specular Silver

### LED MODULE

Cree  
Optional: Philips, Osram, Tridonic

### DRIVER

Integrated: Philips, Osram, Tridonic

### DIMMING OPTIONS

DALI, Touch Dim, DSI or 1V-10V

### INPUT VOLTAGE

220V-240V AC/50Hz-60Hz

### OPERATING TEMPERATURE RANGE

-20°C to +40°C

### MAINTENANCE OF LUMEN

L70 50,000 hours at 25°C

### DRIVER LIFETIME

50,000 hours

### SYSTEM WARRANTY

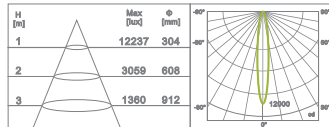
5 years



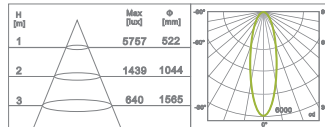
MODEL	LED	LUM. LUMENS*	SYS. POWER*	CRI	CCT	BEAM ANGLE	DIMENSIONS
TRS-105X	CREE	2180lm	28W	≥80	3000K	15°, 30°, 45°, 60°	(ø106 x 256) + (ø90 x 30)mm
		2270lm			4000K		

### PHOTOMETRIC DATA

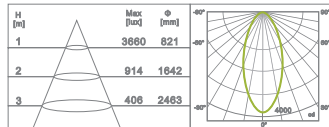
#### CREE COB 28W - 15°



#### CREE COB 28W - 30°



#### CREE COB 28W - 45°



### SECTION SIZE

