

PROJECT	TYPE NO.	DATE

SURFACE-MOUNTED DOWNLIGHT

TAURUS-200



IP20



BLACK



GREY



WHITE

HOUSING

Aluminium Electrostatically applied Powder Coat

MOUNTING RING

Aluminium Die-Cast
Electrostatically applied Powder Coat

HEAT SINK

Aluminium Anodised Coating

REFLECTOR

Aluminium Anodised Specular Silver

LED MODULE

Cree
Optional: Philips, Osram, Tridonic

DRIVER

Integrated: Philips, Osram, Tridonic

DIMMING OPTIONS

Remote: DALI, Touch Dim, DSI or 1V-10V

INPUT VOLTAGE

220V-240V AC/50Hz-60Hz

OPERATING TEMPERATURE RANGE

-20°C to +40°C

MAINTENANCE OF LUMEN

L70 50,000 hours at 25°C

DRIVER LIFETIME

50,000 hours

SYSTEM WARRANTY

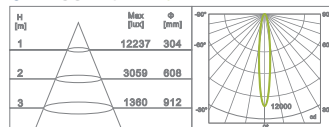
5 years



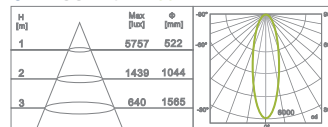
MODEL	LED	LUM. LUMENS*	SYS. POWER*	CRI	CCT	BEAM ANGLE	DIMENSIONS
TRS-200	CREE	2180lm	28W	≥80	3000K	15°, 30°, 45°, 60°	ø200 x 220mm
		2270lm			4000K		
TRS-200	CREE	2900lm	35W	≥80	3000K	15°, 30°, 45°, 60°	ø200 x 220mm
		3000lm			4000K		

PHOTOMETRIC DATA

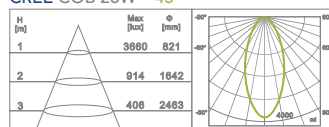
CREE COB 28W - 15°



CREE COB 28W - 30°



CREE COB 28W - 45°



SECTION SIZE

