






PROJECT	TYPE NO.	DATE

SURFACE-MOUNTED DOWNLIGHT

DEMI-681

-  IP20
- 
- 
-  BLACK
-  WHITE

HOUSING

Extruded Aluminium
Die-Cast Aluminium Inner Ring
Electrostatic Sand Powder Coating

LED MODULE

Cree

DRIVER

Integral

INPUT VOLTAGE

220V-240V AC/50Hz-60Hz

OPERATING TEMPERATURE RANGE

-20°C to +40°C

MAINTENANCE OF LUMEN

L70 50,000 hours at 25°C

DRIVER LIFETIME

50,000 hours

SYSTEM WARRANTY

5 years



MODEL	LED	LUM. LUMENS*	SYS. POWER*	CRI	CCT	BEAM ANGLE	DIMENSIONS
DEMI-681	CREE	1290lm	15W	≥80	3000K	24°	ø90 x 100mm

PHOTOMETRIC DATA	SECTION SIZE
